

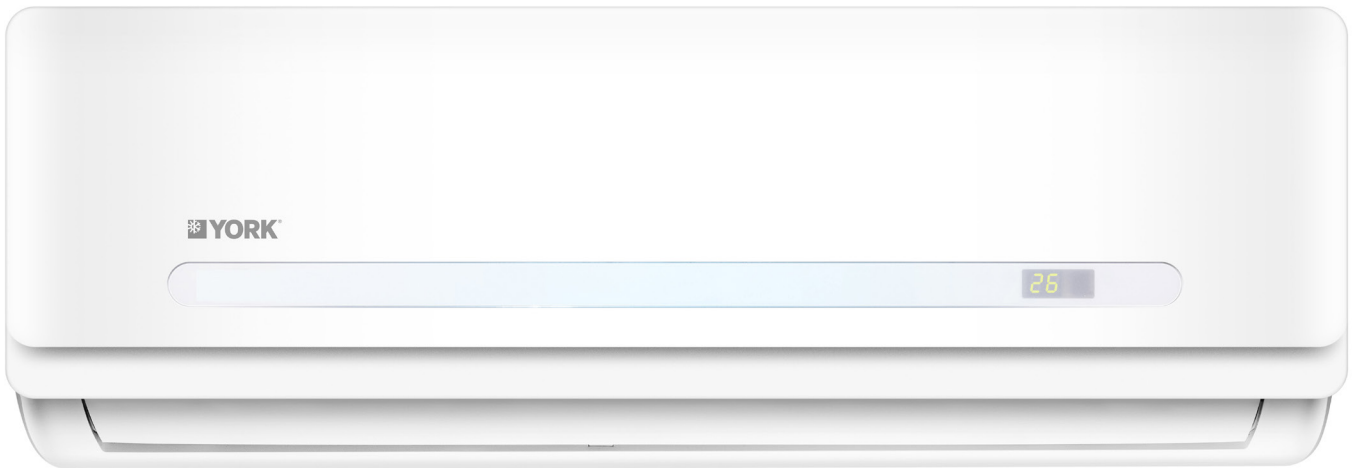


High Wall Fixed Speed

YM9FZH 32 BAE
Capacity 9.4 kW



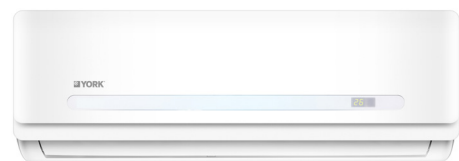
Features

- Modern, compact design
- Efficient cooling and heating
- Auto restart
- Low noise levels
- Air sweep
- Quiet operation
- High efficiency
- Convenient installation
- Easy maintenance
- Valve protection cover
- Blue fin protection (indoor and outdoor units)



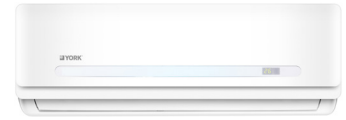
Remote controller

- Wireless
- 5 operation modes (Cool/Heat/Auto/Dry/Fan)
- Sleep mode and on/off timers
- Turbo cool/heat settings



High Wall Fixed Speed

YM9FZH 32 BAE-AFX



Technical features

Set reference		YM9FZH	
Outdoor unit		Sizes	YM9FYH032BAE-A-X
Indoor unit		Sizes	YM9FXH032BAE--FX
Power Supply		V/Ph/Hz	220-240/1/50
Cooling	Capacity	W	9378
	Input	W	3480
	Rated current	A	15.82
	EER	W/W	2.70
Heating	Capacity	W	9378
	Input	W	3280
	Rated current	A	14.9
	COP	W/W	2.86
Moisture Removal		l/h	3.5
Max. input consumption		W	5000
Max. current		A	24
Operation Control			Wireless
Compressor	Type		Rotary
	Input	W	3240
	Rated current(RLA)	A	14.4
	Locked rotor Amp(LRA)	A	92
	Thermal protector		Internal
	Capacitor	µF	60
Indoor fan motor	Input	W	98
	Capacitor	µF	3.5
	Speed (Hi/Me/Lo)	rpm	1210/1080/900
Indoor air flow (Hi/Me/Lo)		m3/h	1400/1220/980
Indoor noise level (Hi/Me/Lo)		dB(A)	51/46/41
Indoor Unit	Dimension (WxHxD)	mm	1259x362x282
	Packing (WxHxD)	mm	1340x380x450
	Net / Gross Weight	kg	21/26.7
Outdoor fan motor	Input	W	133
	Capacitor	mF	5.0
	Speed	rpm	870
Outdoor air flow		m3/h	4500
Outdoor noise level		dB(A)	63
Outdoor Unit	Dimension (WxHxD)	mm	945x810x395
	Packing (WxHxD)	mm	1090x855x475
	Net / Gross Weight	kg	75/80
Refrigerant	Type		R-410A
	Charge	g	2650
Refrigerant piping	Liquid side/ Gas side	mm(inch)	Φ9.52/Φ15.9(3/8"/5/8")
	Max. refrigerant pipe length	m	25
	Max. difference in level	m	10
Operation temperature (Cooling/Heating)		°C	17-32/0-30
Ambient temperature (Cooling/Heating)		°C	18-43/-7-24
Application area		m2	43-63
Qty per 20' & 40' & 40'HQ		Set	38/78/98

Nominal cooling capacity based on : - Indoor Air Temp. 27°C DB / 19°C WB - Outdoor Air Temp. 35°C DB
 Nominal heating capacity based on : - Indoor Air Temp. 21°C DB - Outdoor Air Temp. 7°C DB/6°C WB